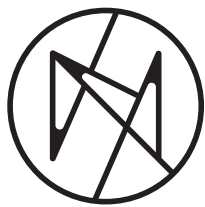



Novelties 2024



Nowodvorski
LIGHTING



Nowodvorski
LIGHTING



Novelties
2024



DROPS WOOD C
11175

DROPS WOOD D
11176


DROPS WOOD C
11175



DROPS WOOD C
plywood, painted steel

■ 11175

● 1xE27, max 25W only LED



DROPS WOOD D
plywood, painted steel

■ 11176

● 1xE27, max 25W only LED



DROPS WOOD E
plywood, painted steel

■ 11177


● 1xE27, max 25W only LED



DROPS WOOD F
plywood, painted steel

■ 11180

● 1xE27, max 25W only LED



DROPS WOOD E
11177




DROPS WOOD F
11180



DROPS WOOD A
11173



DROPS WOOD B
11174




DROPS WOOD A
plywood, glass, painted steel

11173

1xG9, max 12W only LED

BULB LED G9, 4W

7503 3000K 7504 4000K



DROPS WOOD B
plywood, glass, painted steel

11174

1xG9, max 12W only LED

BULB LED G9, 4W


7503 3000K 7504 4000K

DROPS WOOD A
11173






RING TIMBER M
11290



RING TIMBER LED S

plywood, painted steel


■ 11288



RING TIMBER LED M

plywood, painted steel


■ 11290



RING TIMBER LED XXL

plywood, painted aluminum, painted steel


■ 11178



RING TIMBER LED XL

plywood, painted steel

■ 11292



RING TIMBER LED L

plywood, painted steel

■ 11291



RING TIMBER XXL
11178

■ DARK WOOD

Item No.	Power	Colour temp.	Luminous flux	Colour Rendering Index (CRI)	Input	Safety type	Power factor	Ingress protection	Lifetime
11288	7W LED	3000K	60 lm	>90	~220-230 V, 50/60 Hz	⊕	>0.5	IP20	30000h
11290	10W LED	3000K	130 lm	>90	~220-230 V, 50/60 Hz	⊕	>0.5	IP20	30000h
11291	13W LED	3000K	160 lm	>90	~220-230 V, 50/60 Hz	⊕	>0.5	IP20	30000h
11292	18W LED	3000K	270 lm	>90	~220-230 V, 50/60 Hz	⊕	>0.5	IP20	30000h
11178	22W LED	3000K	400 lm	>90	~220-230 V, 50/60 Hz	⊕	>0.5	IP20	30000h



RATTAN L
11155

RATTAN M
11154





RATTAN L
11155



RATTAN S
1113




RATTAN M
11154



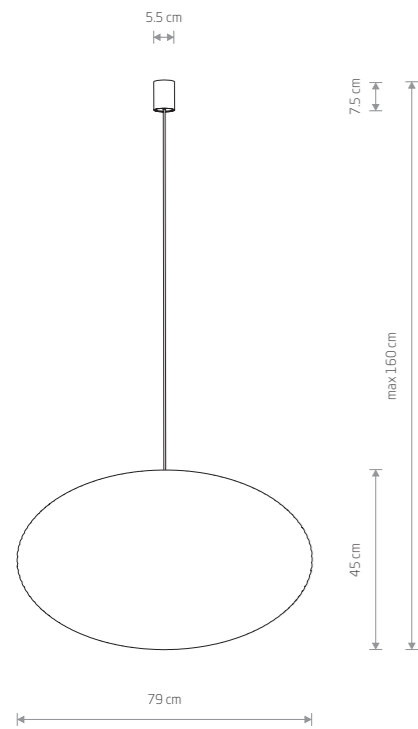
PUCKET L
11162



PUCKET M
11161



RPUCKET S
11160

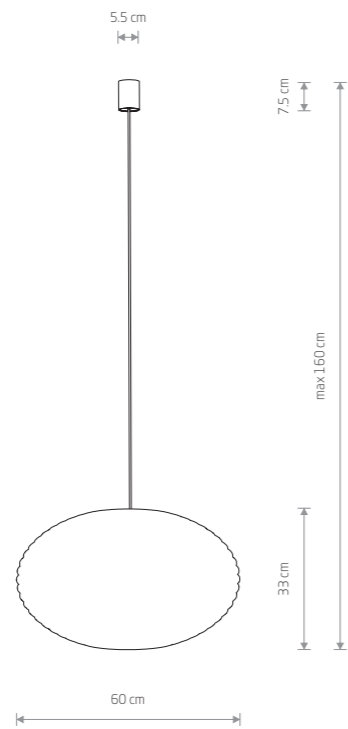


RATTAN L

rattan, painted steel

11155

1x E27, max 25W only LED




RATTAN M

rattan, painted steel

11154

1x E27, max 25W only LED

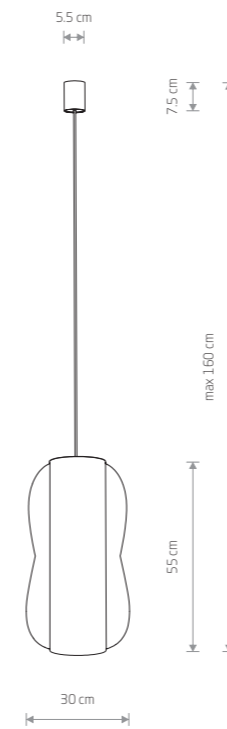


RATTAN S

rattan, painted steel

11153

1x E27, max 25W only LED




PUKET L

bamboo, painted steel

11162

1x E27, max 25W only LED




PUKET M

bamboo, painted steel

11161

1x E27, max 25W only LED



PUKET S

bamboo, painted steel

11160


1x E27, max 25W only LED



BOHO M
11151



BOHO S
11150




BOHO S

rattan, painted steel

11150

1x E27, max 25W only LED

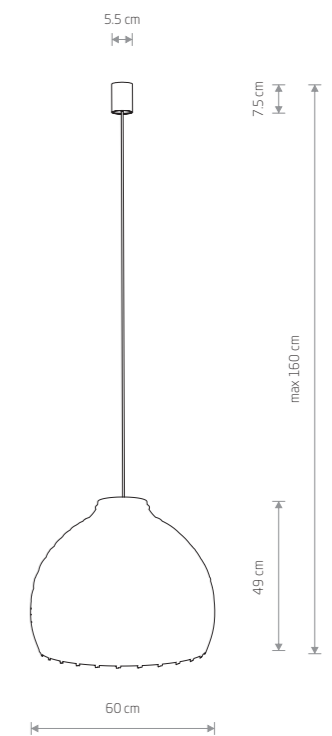


BOHO M

rattan, painted steel

11151

1x E27, max 25W only LED



BOHO L

rattan, painted steel

11152

1x E27, max 25W only LED

NATURAL WOOD WHITE P004 RAL 9003

HAITI M
11164



HAITI S
11163






HAITI S
11166

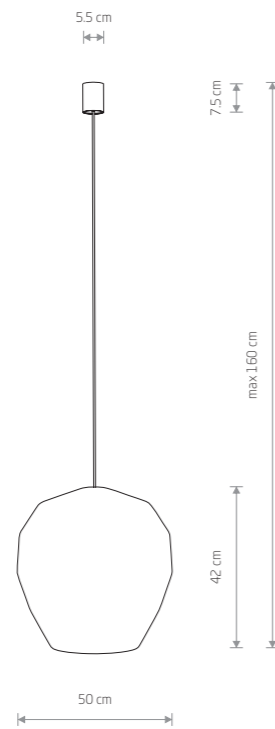


HAITI L
11168



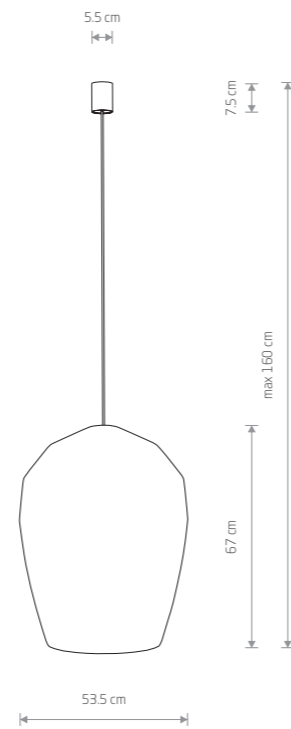
HAITI S
bamboo, painted steel
11163 ■ 11166

1x E27, max 25W only LED



HAITI M
bamboo, painted steel
11164 ■ 11167

1x E27, max 25W only LED



HAITI L
bamboo, painted steel
11165 ■ 11168

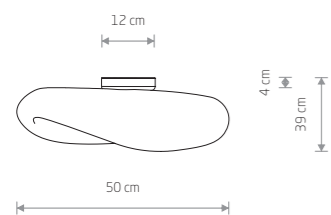
1x E27, max 25W only LED



HAITI S
11166



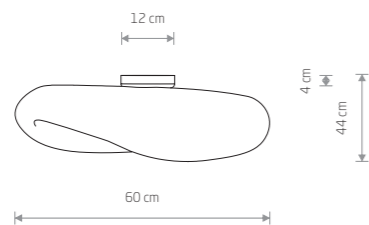
HAVANA S
11170



HAVANA S
bamboo, painted steel, plastic ABS

11170

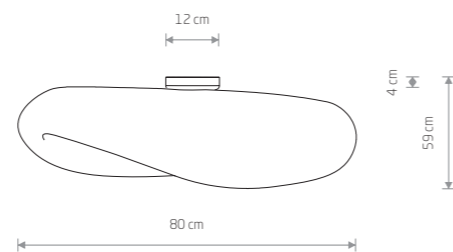
1x E27, max 25W only LED



HAVANA M
bamboo, painted steel, plastic ABS

11171

1x E27, max 25W only LED



HAVANA L
bamboo, painted steel, plastic ABS


11172

1x E27, max 25W only LED

NATURAL WOOD WHITE P003 RAL 9003




HAVANA M
11396



HAVANA S
bamboo, painted steel

11395

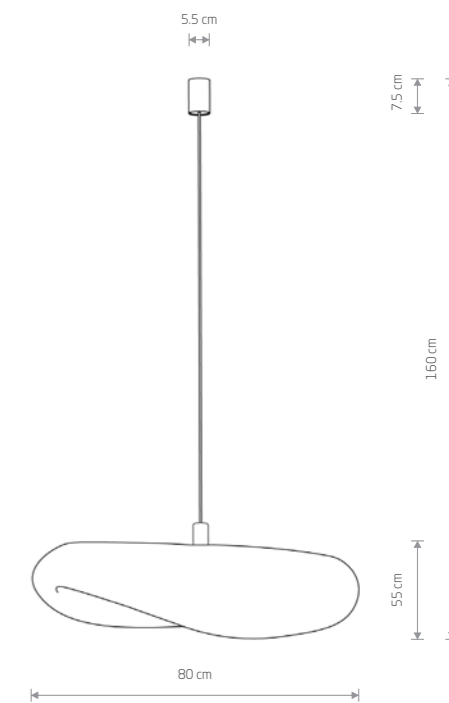
1x E27, max 25W only LED



HAVANA M
bamboo, painted steel

11396

1x E27, max 25W only LED




HAVANA L
bamboo, painted steel

11397

1x E27, max 25W only LED

NATURAL WOOD WHITE P003 RAL 9003


JAPANDI S
11156



JAPANDI S
paper rope, painted steel

11156

1xE27, max 25W only LED



JAPANDI M
paper rope, painted steel

11157

1xE27, max 25W only LED




JAPANDI M
11157



KRABI
11158



KRABI
11158



KRABI
bamboo, painted steel

11158

1xE27, max 25W only LED



PUMPKIN M
11245

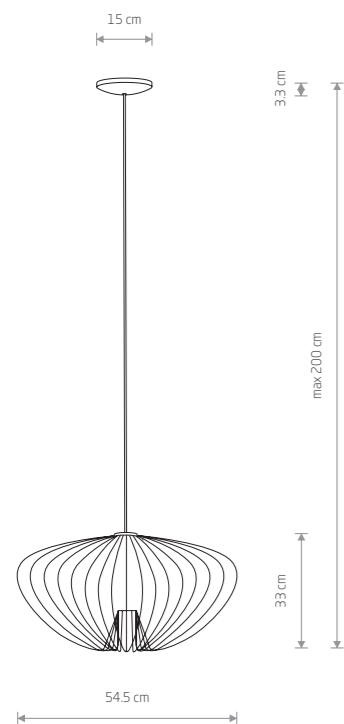
PUMPKIN S
11243



PUMPKIN L
11252



PUMPKIN S
11242

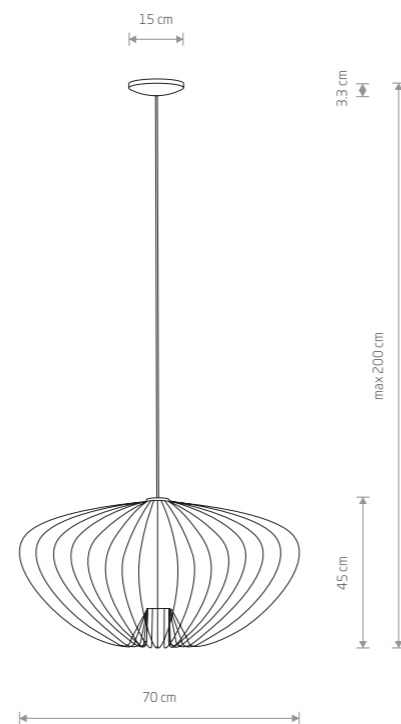


PUMPKIN M

■ painted steel

■ 11244 ■ 11245

● 1xGU10, max 10W only LED



PUMPKIN L

■ painted steel

■ 11251 ■ 11252

● 1xGU10, max 10W only LED



PUMPKIN S

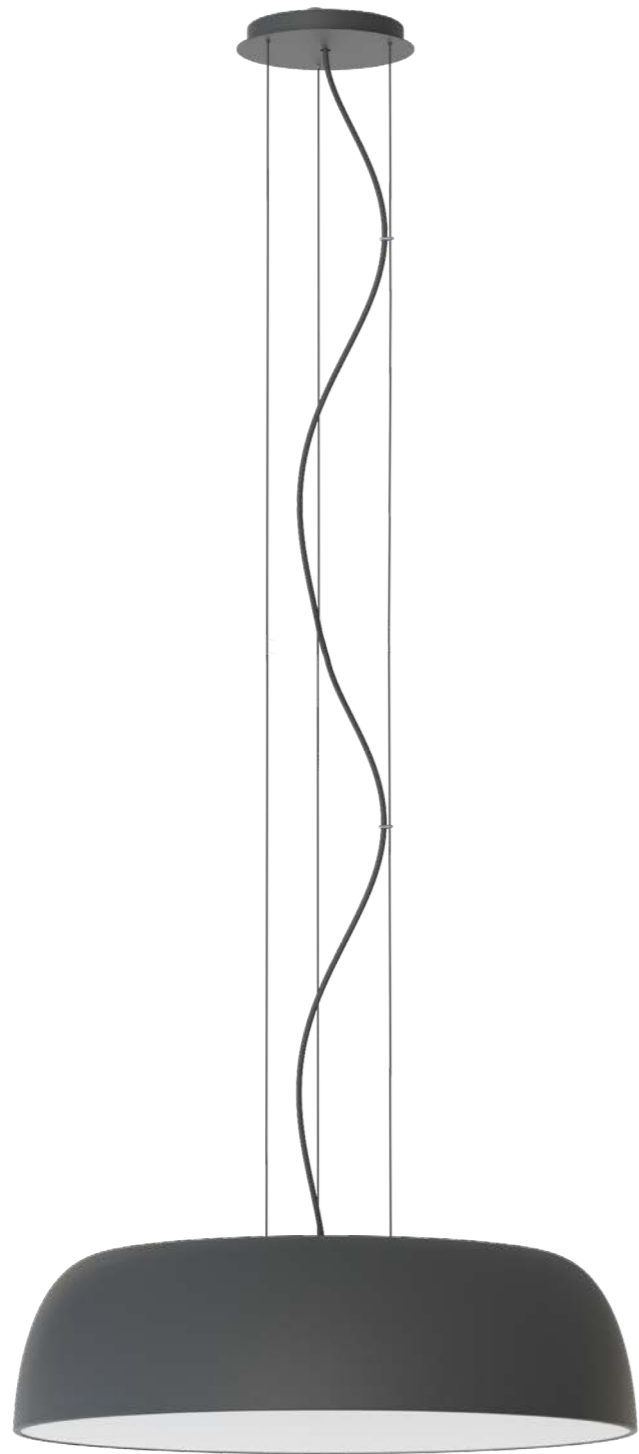
■ painted steel

■ 11242 ■ 11243

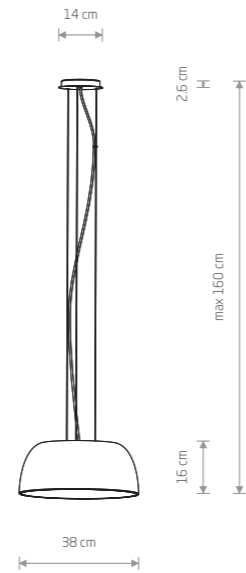
● 1xGU10, max 10W only LED

SATELLITE M
11232





SATELLITE M
11232



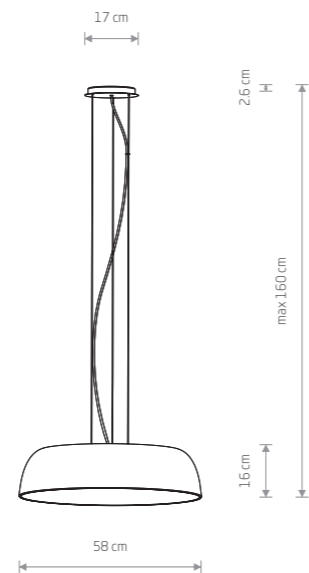
SATELLITE S

painting steel, plastic

11225 11228

11226 11227

3xE27, max 25W only LED



SATELLITE M

painting steel, plastic

11230 11233

11231 11232

7xE27, max 25W only LED



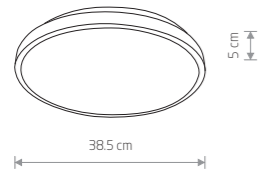
SATELLITE M
11232

AGNES ROUND LED PRO
10979

AGNES ROUND LED PRO
10981



AGNES ROUND LED PRO 10980

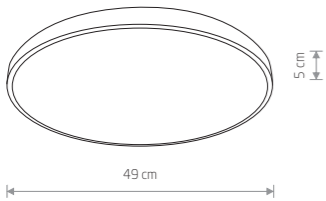


AGNES ROUND LED PRO

Painted steel, plastic PMMA

10977 3000K ■ 10971 3000K

10978 4000K ■ 10972 4000K

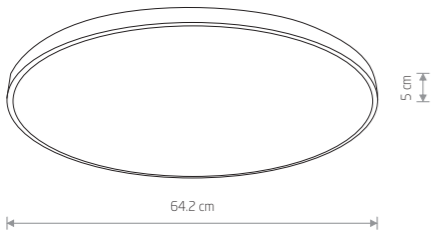


AGNES ROUND LED PRO

Painted steel, plastic PMMA

10979 3000K ■ 10973 3000K

10980 4000K ■ 10974 4000K



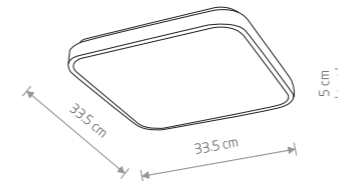
AGNES ROUND LED PRO

Painted steel, plastic PMMA

10981 3000K ■ 10975 3000K

10982 4000K ■ 10976 4000K

AGNES SQUARE LED PRO 10987

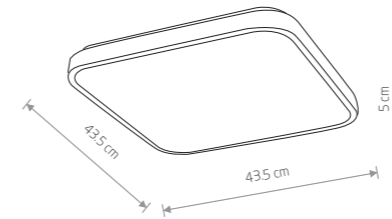


AGNES SQUARE LED PRO

Painted steel, plastic PMMA

10989 3000K ■ 10983 3000K

10990 4000K ■ 10984 4000K

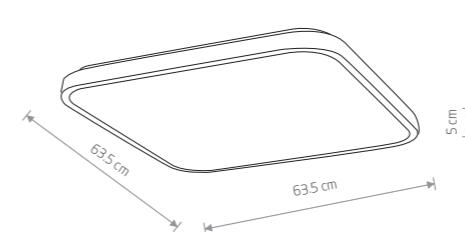


AGNES SQUARE LED PRO

Painted steel, plastic PMMA

10991 3000K ■ 10985 3000K

10992 4000K ■ 10986 4000K



AGNES SQUARE LED PRO

Painted steel, plastic PMMA

10993 3000K ■ 10987 3000K

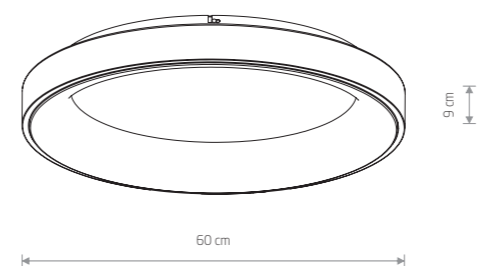
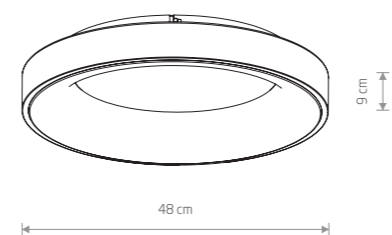
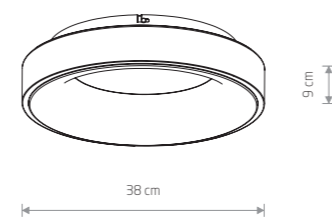
10994 4000K ■ 10988 4000K

Item No.	Power	Colour temp.	Luminous flux	Beam angle	Colour Rendering Index (CRI)	Input	Safety type	Ingress protection	Lifetime
10971	22W LED	3000K	1600 lm	120°	>80	~220-230 V, 50-60 Hz	⊕	IP44	40000h
10972	22W LED	4000K	1800 lm	120°	>80	~220-230 V, 50/60 Hz	⊕	IP44	40000h
10973	32W LED	3000K	2600 lm	120°	>80	~220-230 V, 50-60 Hz	⊕	IP44	40000h
10974	32W LED	4000K	2700 lm	120°	>80	~220-230 V, 50-60 Hz	⊕	IP44	40000h
10975	64W LED	3000K	5600 lm	120°	>80	~220-230 V, 50/60 Hz	⊕	IP44	40000h
10976	64W LED	4000K	5900 lm	120°	>80	~220-230 V, 50-60 Hz	⊕	IP44	40000h
10977	22W LED	3000K	1800 lm	120°	>80	~220-230 V, 50-60 Hz	⊕	IP44	40000h
10978	22W LED	4000K	2000 lm	120°	>80	~220-230 V, 50-60 Hz	⊕	IP44	40000h
10979	32W LED	3000K	2800 lm	120°	>80	~220-230 V, 50/60 Hz	⊕	IP44	40000h
10980	32W LED	4000K	3000 lm	120°	>80	~220-230 V, 50/60 Hz	⊕	IP44	40000h
10981	64W LED	3000K	5800 lm	120°	>80	~220-230 V, 50/60 Hz	⊕	IP44	40000h
10982	64W LED	4000K	6200 lm	120°	>80	~220-230 V, 50/60 Hz	⊕	IP44	40000h

Item No.	Power	Colour temp.	Luminous flux	Beam angle	Colour Rendering Index (CRI)	Input	Safety type	Ingress protection	Lifetime
10983	16W LED	3000K	1200 lm	120°	>80	~220-230 V, 50/60 Hz	⊕	IP44	40000h
10984	16W LED	4000K	1300 lm	120°	>80	~220-230 V, 50/60 Hz	⊕	IP44	40000h
10985	32W LED	3000K	2700 lm	120°	>80	~220-230 V, 50/60 Hz	⊕	IP44	40000h
10986	32W LED	4000K	2800 lm	120°	>80	~220-230 V, 50/60 Hz	⊕	IP44	40000h
10987	64W LED	3000K	5600 lm	120°	>80	~220-230 V, 50/60 Hz	⊕	IP44	40000h
10988	64W LED	4000K	6000 lm	120°	>80	~220-230 V, 50/60 Hz	⊕	IP44	40000h
10989	16W LED	3000K	1400 lm	120°	>80	~220-230 V, 50/60 Hz	⊕	IP44	40000h
10990	16W LED	4000K	1500 lm	120°	>80	~220-230 V, 50/60 Hz	⊕	IP44	40000h
10991	32W LED	3000K	2900 lm	120°	>80	~220-230 V, 50/60 Hz	⊕	IP44	40000h
10992	32W LED	4000K	3100 lm	120°	>80	~220-230 V, 50/60 Hz	⊕	IP44	40000h
10993	64W LED	3000K	6100 lm	120°	>80	~220-230 V, 50/60 Hz	⊕	IP44	40000h
10994	64W LED	4000K	6500 lm	120°	>80	~220-230 V, 50/60 Hz	⊕	IP44	40000h



NIKKI ROUND LED
11202



NIKKI ROUND LED

Painted steel, plastic PMMA

11200 3000K ■ 11206 3000K

11203 4000K ■ 11210 4000K



NIKKI ROUND LED

Painted steel, plastic PMMA

11201 3000K ■ 11207 3000K

11204 4000K ■ 11211 4000K



NIKKI ROUND LED

Painted steel, plastic PMMA

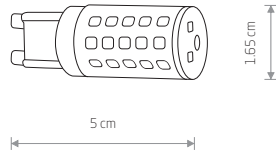
11202 3000K ■ 11208 3000K

11205 4000K ■ 11212 4000K



Item No.	Power	Colour temp.	Luminous flux	Beam angle	Colour Rendering Index (CRI)	Input	Safety type	Ingress protection	Lifetime
11200	32W LED	3000K	2700 lm	120°	>80	~220-230 V, 50/60 Hz	☐	IP20	40000h
11201	48W LED	3000K	4200 lm	120°	>80	~220-230 V, 50/60 Hz	☐	IP20	40000h
11202	60W LED	3000K	5400 lm	120°	>80	~220-230 V, 50/60 Hz	☐	IP20	40000h
11203	32W LED	4000K	2800 lm	120°	>80	~220-230 V, 50/60 Hz	☐	IP20	40000h
11204	48W LED	4000K	4300 lm	120°	>80	~220-230 V, 50/60 Hz	☐	IP20	40000h
11205	60W LED	4000K	5600 lm	120°	>80	~220-230 V, 50/60 Hz	☐	IP20	40000h
11206	32W LED	3000K	2600 lm	120°	>80	~220-230 V, 50/60 Hz	☐	IP20	40000h
11207	48W LED	3000K	4000 lm	120°	>80	~220-230 V, 50/60 Hz	☐	IP20	40000h
11208	60W LED	3000K	5200 lm	120°	>80	~220-230 V, 50/60 Hz	☐	IP20	40000h
11210	32W LED	4000K	2700 lm	120°	>80	~220-230 V, 50/60 Hz	☐	IP20	40000h
11211	48W LED	4000K	4200 lm	120°	>80	~220-230 V, 50/60 Hz	☐	IP20	40000h
11212	60W LED	4000K	5400 lm	120°	>80	~220-230 V, 50/60 Hz	☐	IP20	40000h

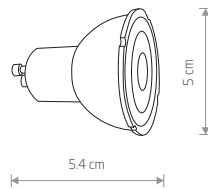
WHITE ■ BLACK



BULB LED G9, 4W

plastic PC

7503 3000K 7504 4000K



REFLECTOR LED, GU10, R50, 7W, DIMMABLE

plastic PC


10996 3000K 10995 3000K
10998 4000K 10997 4000K




Item No.	Power	Colour temp.	Luminous flux	Beam angle	Colour Rendering Index (CRI)	Input	Power factor	Lifetime
10995	7W LED	3000K	600 lm	50 °	>80	~220-230 V, 50/60 Hz	>0.7	25000h
10996	7W LED	3000K	600 lm	50 °	>80	~220-230 V, 50/60 Hz	>0.7	25000h
10997	7W LED	4000K	600 lm	50 °	>80	~220-230 V, 50/60 Hz	>0.7	25000h
10998	7W LED	4000K	600 lm	50 °	>80	~220-230 V, 50/60 Hz	>0.7	25000h
7503	4W LED	3000K	380 lm	360 °	≥80	~220-230 V, 50/60 Hz	>0.5	25000h
7504	4W LED	4000K	390 lm	360 °	≥80	~220-230 V, 50/60 Hz	>0.5	25000h

WHITE BLACK



Nowodvorski
LIGHTING

 Nowodvorski Lighting sp. z o.o.
ul. Bojemskiego 11
42-202 Czestochowa
POLAND

 +48 34 344 91 10 / 11
 nowodvorski@nowodvorski.com
 www.nowodvorski.com





www.nowodvorski.com